



寶翠園
THE BELCHER'S

The Management Office of The Belcher's
Management Office, Tower 1, Podium,
The Belcher's, 89 Pok Fu Lam Road, Hong Kong.
Tel: (852) 2542 7238 Fax: (852) 2542 7188

Our Ref. : BEL/CH/2023/07/045N
Date : 3 August 2023

To : All Owners/Occupants of The Belcher's
From : The Management Office of The Belcher's

Re: The Belcher's Mobile Application

Please be informed that The Belcher's mobile application ("The App") will be launched and residents can download and use The App for making reservation in The Belcher's Club and receive estate information via The App. The App will officially accept reservation from 30 August 2023 onwards, starting from 22nd August 2023 at 11:00 p.m. Meanwhile, the existing website and online reservation system shall be ceased from operation on the same day at 10:00 p.m.

In addition, starting from 30th August 2023, all residents are required to register through The App or new website via corresponding QR code below in order to use any facilities or receive the Estate's information.

We anticipated an overwhelming numbers of registration and will require 2-3 working days to complete the approval; therefore, residents are reminded to register at your earliest convenience. For details of registration process, step-by-step guide of Mobile App/Web Page Registration is attached for easy reference.

Should you have any enquiry, please feel free to contact our Clubhouse staff at 2542 7228.

檔案編號: BEL/CH/2023/07/045N

日期: 2023 年 8 月 3 日

致: 寶翠園各業戶
由: 寶翠園管理處

有關: 寶翠園流動應用程式

茲通知各業戶, 寶翠園屋苑流動應用程式即將推出, 住戶可自行下載及使用該程式, 以便於網上預訂寶翠會各項設施及接收屋苑資訊。該程式將於 2023 年 8 月 22 日晚上 11 時起正式接受 2023 年 8 月 30 日或以後之預訂, 現有寶翠園網站及相關設施預訂系統將於同日晚上 10 時起暫停運作。

此外, 若住戶需使用寶翠會 2023 年 8 月 30 日起的任何設施或欲接收屋苑信息, 均需預先透過以下二維碼登入流動應用程式或新的網頁版進行註冊。

由於預計註冊人數眾多, 審批有關申請需時 2-3 個工作天, 提醒各業戶盡早進行登記。有關流動應用程式/網頁登記步驟, 請參閱附件內之登記流程。

如各業戶對上述事宜有任何查詢, 歡迎致電 2542 7228 與會所職員聯絡。敬希垂注。



Mobile App 應用程式



Web Page 網頁版

CC/BC/gc

This notice will be posted until 7th September 2023.
此通告張貼至 2023 年 9 月 7 日。

信德物業管理有限公司

Shun Tak Property Management Limited

持牌物業管理公司


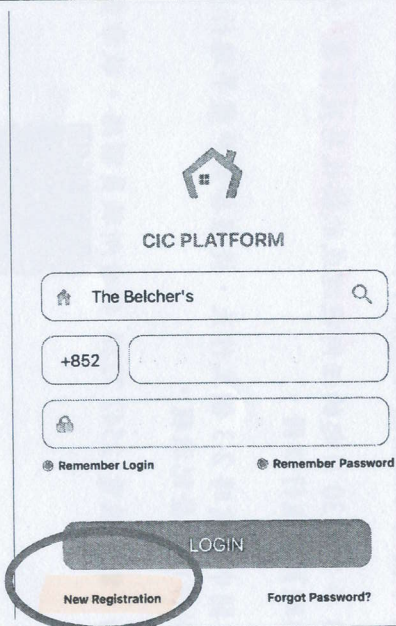
Licensed PMC (C-718888)

應用程式/網頁登記步驟 Step-by-step guide to Mobile App/Web Page Registration

第一步 First Step

手機應用程式 Mobile App

網頁版 Web Page



點選“新用戶注冊”

Click “New Registration”

應用程式/網頁登記步驟 Step-by-step guide to Mobile App/Web Page Registration

第二步 Second Step




Please Select Estate

Area Code Mobile No.

Verification Code

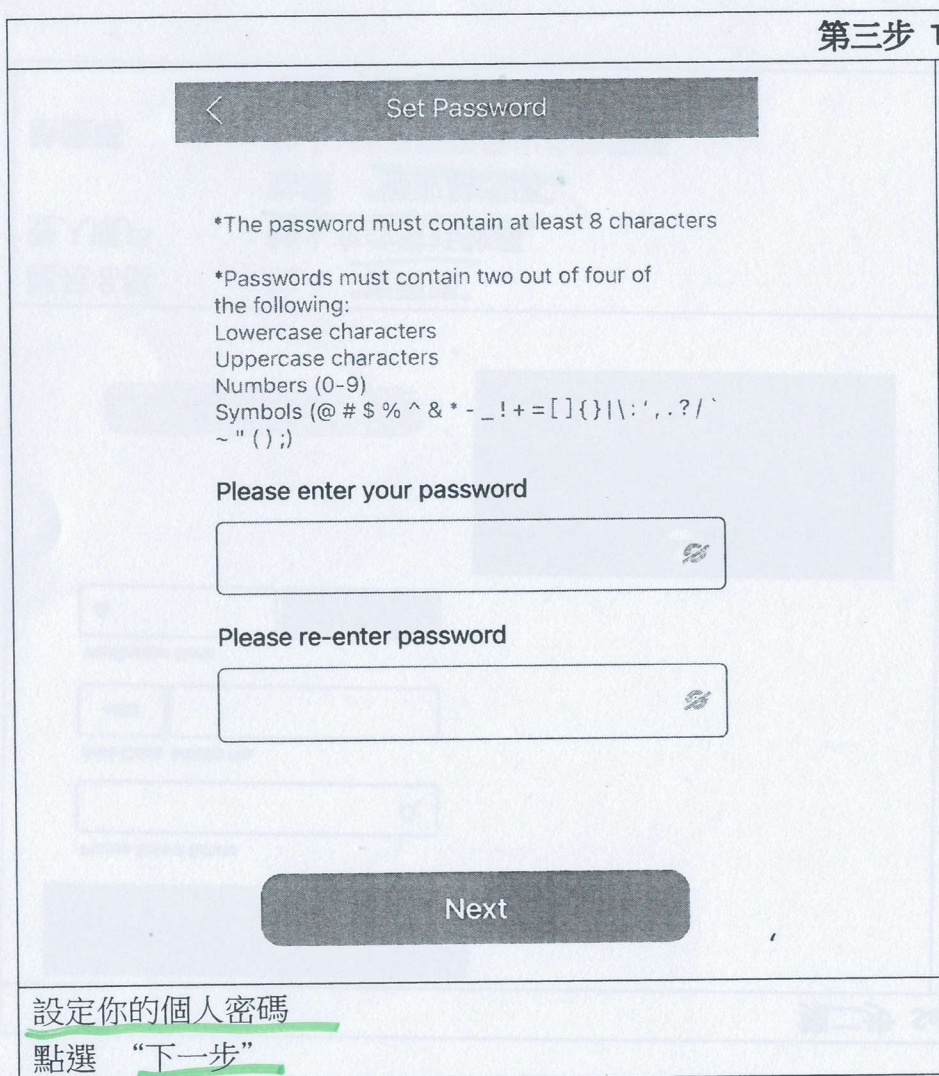
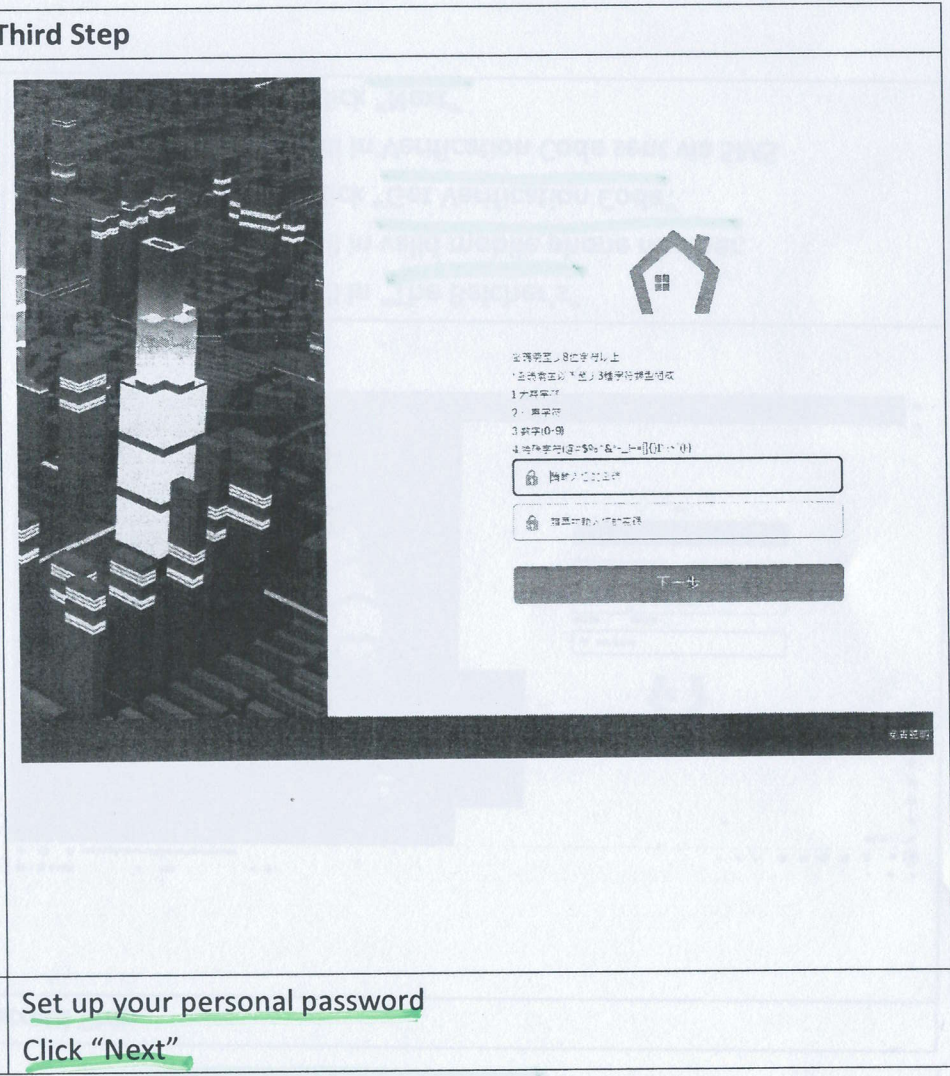
Next



屋苑名稱 : 輸入 “寶翠園”
 登入帳戶 : 輸入有效電話號碼
 點選 “獲取驗證碼”
 驗證碼 : 輸入 透過短訊發出的驗證碼
 點選 “下一步”


Estate : Fill in “The Belcher’s”
 Account : Fill in valid mobile phone number,
 Click “Get Verification Code”
 Verification Code : Fill in Verification Code sent via SMS
 Click “Next”

第三步 Third Step

	
<p>設定你的個人密碼 點選 “<u>下一步</u>”</p>	<p>Set up your personal password Click “<u>Next</u>”</p>

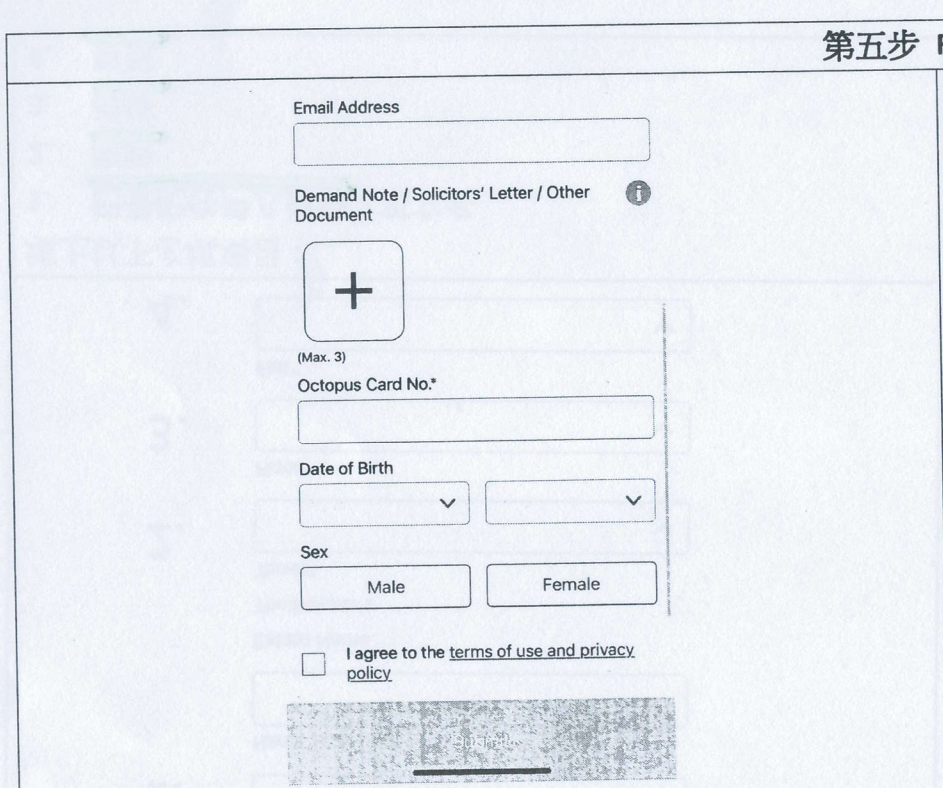
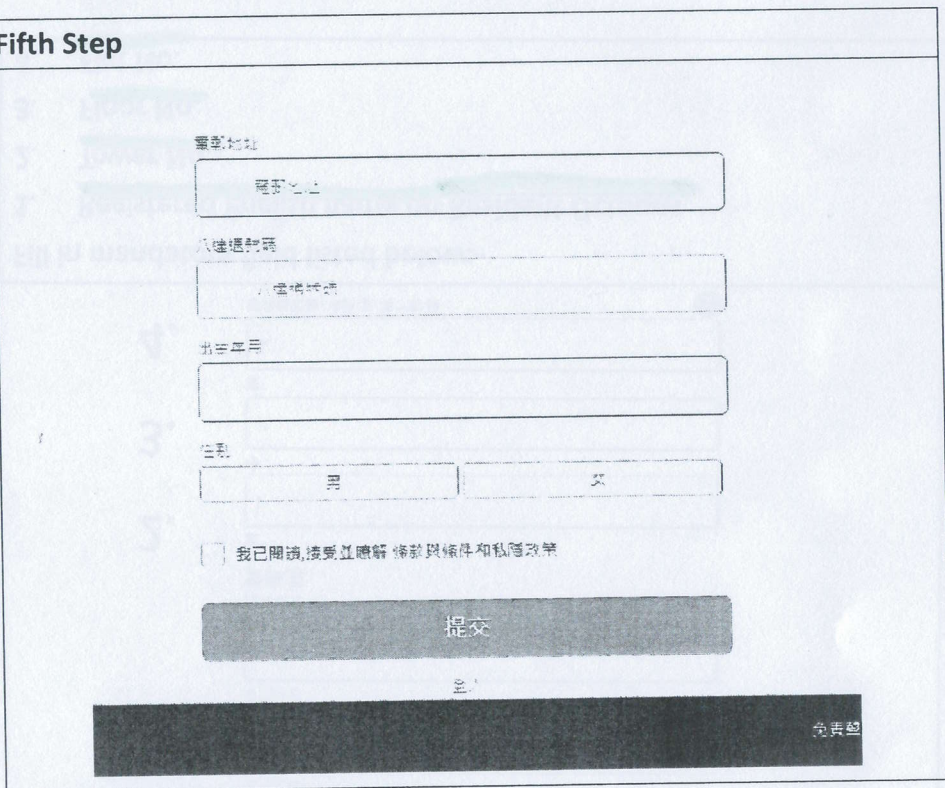
應用程式/網頁登記步驟 Step-by-step guide to Mobile App/Web Page Registration

第四步 Forth Step

Resident Certification	
<p>< Resident Certification</p> <p>* Mandatory Fields, please fill in correctly for staff review.</p> <p><input type="radio"/> Owner <input type="radio"/> Renter</p> <p>1. Full Name (in English)* [Text Input]</p> <p>Name (in Chinese) [Text Input]</p> <p>Estate Name The Belcher's</p> <p>2. Tower* [Dropdown]</p> <p>3. Floor* [Dropdown]</p> <p>4. Flat* [Dropdown]</p>	 <p>1. 英文姓名 [Text Input]</p> <p>2. 座數 [Text Input]</p> <p>3. 樓層 [Text Input]</p> <p>4. 室號 [Text Input]</p>
<p>填上以下必填項目：</p> <ol style="list-style-type: none">1. <u>已登記住戶八達通</u>之英文名2. <u>座數</u>3. <u>樓層</u>4. <u>室號</u>	<p>Fill in mandatory field listed below:-</p> <ol style="list-style-type: none">1. <u>Registered English name on Resident Octopus</u>2. <u>Tower No.</u>3. <u>Floor No.</u>4. <u>Flat No.</u>

應用程式/網頁登記步驟 Step-by-step guide to Mobile App/Web Page Registration

第五步 Fifth Step

	
<p>填上以下必填項目：</p> <ol style="list-style-type: none">1. <u>已登記住戶八達通號碼</u>2. <u>同意</u> 條款與條件和私隱政策3. 點選 <u>“提交”</u> <p>完成！請等候 2-3 工作天待完成審核程序。</p>	<p>Fill in mandatory field listed below:-</p> <ol style="list-style-type: none">1. <u>Registered Resident Octopus No.</u>2. <u>Agree to terms of use and privacy policy</u>3. Click <u>“Submit”</u> <p>Completed! Please wait 2-3 working days for verification.</p>